

CONFEPASO

International Confederation of Paso Fino Breeders Youth Equitation Horse Show Rule Book



INTRODUCTION

Since its foundation, the International Confederation of Paso Horses, **CONFEPASO**, as the principal entity for equine activities at the international level, has worked with its member countries to unify the regulations and judging criteria for Paso Horses as well as for Youth horse shows.

To accomplish this goal, it has promoted different meetings and workshops with the international judges currently certified by **CONFEPASO**, and therefore trained to be able to judge horse expositions organized or authorized by Federations and Associations affiliated with the Confederation, like the World Cup Horse Shows organized by **CONFEPASO**. It has also sought to promote the sport of equitation among children and young riders and to group in the Federations and Associations of the affiliated countries the Youth Equitation Riding Schools as well as establishing minimum requirements for the creation and functioning of new schools.

This fourth edition of the Youth Equitation Horse Show Rule Book includes all the amendments that will apply at the 9th Youth World Cup Horse Show. **CONFEPASO** has established it as mandatory for World Cup and International shows, and recommends its use in national horse shows.

A handwritten signature in black ink, consisting of a large, stylized letter 'B' followed by a long, sweeping horizontal line that extends to the right.

Emilio Barbosa Vélez
CONFEPASO President



CONFEPASO

The International Confederation of Paso Horses, CONFEPASO, is the entity that at the international level binds and represents the equine Federations and/or Associations of its country members and directs, coordinates, regulates, controls and supervises their technical activities in breeding, exhibition, promotion, development, competition and sport expansion.

The purpose of CONFEPASO is to foster, improve, develop and strengthen at the international arena all activities related with the exaltation and promotion of the Paso Horses in their different modalities that characterizes the breed at the international level: the Paso Fino, the Colombian Trot and Gallop, the Colombian Trocha and Gallop and the Colombian Trocha, that can be represented in the Confederation by any of the of the country members, as long as they are registered in their native country.

The Confederation will authorize, supervise and have control in the accomplishment of world equine events -sport and exhibition- in each one of the country members and the participation of the delegation of all Affiliates in world events. It will assign the sites for the Paso Horses World Cup as well as the Youth Mundial and the World Equine Congress. It will rule and regulate those events by the adoption and expedition of regulations that contain the disciplinary standards and techniques of mandatory compliance by the Confederates and will act as consultants to the governance of each of the country members, as well as the judicial authority on everything related with the Paso Horses.

The Board of Directors is the organism that, together with the President of the Confederation enforces the policies designated by CONFEPASO'S Assemblies and all others that dictates the daily function of the Confederation. It will be composed by eight delegates from the country members, plus the Past President. These are: President, President Elect, Secretary, Treasurer and four Directors. This is the fourth edition of CONFEPASO's Youth Equitation Rulebook, which is published in Spanish and English, official languages of the International Confederation of Paso Horses.

TABLE OF CONTENTS
CONFEPASO'S YOUTH EQUITATION HORSE SHOW RULES

Chapter I	About the Championships.....	5
Chapter II	CONFEPASO and the Affiliated Federations and Association.....	9
Chapter III-	Riding Schools and Instructors	11
Chapter IV	– Registrations and Participants.....	12
Chapter V	– About the Categories and Classes.....	17
Chapter VI	– About the Paso Horse Equitation.....	18
Chapter VII	– Mandatory and Optional Tests.....	25
Chapter VIII	– F-1/ F-2 Scoring System.....	35
Chapter IX	– Horses Bank.....	42
Chapter X	- Judges.....	46
Chapter XI	– Awards.....	49
Chapter XII	– Disciplinary Actions.....	50
Exhibits	– General Characteristics of the Horse.....	51

CHAPTER I ABOUT THE CHAMPIONSHIPS

Article 1. About the World Cup (Mundial) Shows.

These are shows organized by **CONFEPASO** every two years which comply with the following requirements:

1. The organizers must be Federations or Associations affiliated with CONFEPASO.
2. They must be organized within the guidelines and regulations established by CONFEPASO for such purposes.
3. They must be held in countries where some member of CONFEPASO is incorporated.
4. Horses must have a registration with the corresponding DNA test and parents verification issued by a CONFEPASO affiliated Association or Federation and be registered in the gaits and categories covered in the rules. All horses must have a microchip.
5. The organizers must film the World Cup Shows and all other activities related to it with two cameras (Betacam or ¾). Two copies must be submitted to CONFEPASO for its historical archives.
6. **CONFEPASO** shall publish the applicable Rule Book at least three (3) months prior to the date of the World Cup show. No changes to the Rule Book are allowed prior to the event.

Paragraph: Attendance and participation in a horse sponsored by CONFEPASO in any capacity, as spectator, exhibitor or collaborator, is a voluntary act taken by persons on their own behalf, at their own risk, and aware of any eventual or unexpected harm that could befall them in the course of its exercise. This risk can only subsequently be assumed by working relationships with persons or entities different from those that organize the event. Consequently, the competition organization is not responsible for whatever may happen to the persons that participate in the event. The participants themselves are obligated to take any precautions necessary in order to avoid accidents and injury to their persons, their horses (whether owned or leased) or their belongings. Show management shall not be responsible for thefts or damages caused to real or lawful persons during the execution of the

event. Participants shall sign a “Release” document attesting to that effect.

7. The Youth Equitation World Cup Horse Shows will be held in the country and city approved by a resolution of CONFEPASO. The chosen city must have a spacious and comfortable arena with appropriate sanitary conditions, structural integrity and security personnel capacity during the realization of the event.

Article 2.

The Federation, Association, Board of Directors or Event Organizing Committee will offer the proper guarantees and mechanisms pertaining to the development and success of the competition, such as: a horse bank equaling a minimum of 50% of the riders using the bank, a commitment to comply with the regulations, a place for the sessions, appropriate locations for the event, establishing and following event schedules, trophy acquisition, security for the competitors and for the general public. They must also provide lodging and security for the horses that will be ridden in the competition. They must also procure the budget necessary to carry out the event to a satisfactory conclusion.

Article 3.

The Federation, Association, Board of Directors or Event Organizing Committee will appoint a Technical Table consisting of the following members:

- A. **President:** the president of the Federation or Association hosting the event.
- B. **General Director:** a representative of the Association or Organizing Board and the highest authority of the event.
- C. **Technical Director:** a person who will direct the event and be responsible for the operation and efficiency of the Technical Table.
- D. **Scoring Table:** The Control Table will be comprised of an Official Scorer who shall be responsible for entering, maintaining and tracking the data and records, as well as the scores.
- E. **Show Director / Ring Master:** the person who will control the entry of participants into the arena and who will determine the order of the entries.
- F. **Veterinarian:** the person who will watch over and attend to the animals participating in the event.
- G. **Horse Show Announcer:** someone recognized for his or her competence and impartiality.
- H. **Medical Personnel:** a group of doctors and paramedics who will attend to any emergency.

Paragraph 1. The Technical Directors will be in charge of the event starting from reviewing the participants' applications to make sure they are correct, all the way up to handing over the final scores signed by the judges to the Organizing Board. The scores then will be sent to CONFEPASO and to the archives of the Federation or Association responsible for the competition, after being countersigned by the technical director.

Paragraph 2. In the case of acts of God or public mandate, the Federation, Association and/or Organizing Committee can cancel the event once the request has been presented and approved by CONFEPASO. The cancellation of the event can cause the Association/Country to lose the placement in the rotation for future events. In such a case, the events judged up to the time of the cancellation will be valid and their scores will be recognized.

Article 4.

Requirements for the Participation of the Horses in the Youth Equitation World Cup and International Shows:

- A. In order to be able to participate, each mount must be in optimal physical condition. An optimal state of health is defined as that which allows it to perform the functions for which it is designed.
- B. In order to compete, each mount must have a Genealogical Registration issued by a CONFEPASO affiliated Federation or Association and must be micro chipped.
- C. In order to sign up for an event, the horse owner must show the original registration documents and health certificates in accordance with the requirements of the country hosting the competition.
- D. Horses with defects listed as disqualifying in the CONFEPASO Youth Equitation Rulebook will not be allowed to participate. Horses with sanctions for doping whose disciplinary action is still in force with CONFEPASO or the member country that had imposed the sanction will not be permitted to participate.
- E. Every owner and legal representative will complete and sign an entry form allowing their horses to be used by the young riders in competition which will include information relevant to the registration of the mount. Furthermore, the horse owner and/or certified legal representative, will report to CONFEPASO, its Technical Directors, Judges, members or agents, other owners, employees

and participants in the competition (horse show), any damage or claims that could be caused by a mount during the competition (horse show).

- F. It is the obligation of the riders and the horse owners to acknowledge and accept these Rules and they must notify personnel under their charge, assistants, grooms, etc. that ignorance of the rules incorporated in this Rulebook is not cause for their non-compliance.
- G. False Statements on the Entry Forms: Those participants who have submitted false statements or information on their entry forms about themselves or their animals and which have proven to be intentional and deceptive, (even if they were registered by their parents or guardians), will not be admitted into competition.
- H. CONFEPASO must submit the final Rules and Regulations rule book applicable to the Mundial Youth Equitation Show three months prior to the date of the show. No changes to the rules will be accepted prior to the date of the event.
- I. All participating Countries represented by the CONFEPASO's Affiliated Association or Federation must present an official listing of participants by category (age group) to the office of Confepaso's Secretary. The Affiliated Association or Federation must insure that all participants are of the age reported in the official listing submitted. The Country represented by the participant is liable for any misrepresentation of the participant's age and is subject to CONFEPASO sanctions.
- J. For the purpose of grouping the participants in the corresponding categories, the age of the participants will be the age in years as on the date of the class corresponding to that category.

CHAPTER II ABOUT CONPEPASO AND AFFILIATE FEDERATIONS AND ASSOCIATIONS

Article 5.

At the international level, an organizational structure directs and is responsible for the development of the World Cup Youth Championships and for International Championships. It is composed of the International Confederation of Paso Horse Breeders, CONFEPASO and of the Federations and/or National Associations affiliated with the confederation.



Article 6. Functions

The governance of the Youth Equitation Horse Show Rulebook includes sufficient legal authority to maintain and support administrative and technical regulations. Therefore, the conceptual and procedural unity necessary for the participation and scoring of competitors is preserved.

Article 7. Powers

For the proper exercise of its functions, CONFEPASO has the authority to regulate equestrian activities. For this purpose, it possesses the following powers:

- A. To expedite and modify the Youth Equitation Rulebook.

B. To create the World Cup and International Championship calendar of events which includes the different existing categories according to their classification by member country, city and locale. In the normal exercise of its functions, CONFEPASO may approve or deny the inclusion of new special categories or permanent categories.

C. To serve as consulting agency in everything related to youth equitation, even in cases not mentioned in this Rulebook, and to offer collaboration required by its officials, for the benefit of the promotion of the equestrians at the international level.

D. To act as judge or mediator in conflicts that may arise between affiliate Federations and Associations, the Organizing Committees, and other similar entities, whenever they relate to activities directed or coordinated by CONFEPASO.

E. To entirely regulate the judging and the scoring of youth riders in World Cup and international championships, while coordinating the existing affiliate Federations and Associations as well as any affiliates to be organized in the future, with the purpose of bringing together social groups devoted to this sport. These new groups will be governed by the statutes that their membership imposes. However, as has already been mentioned, they must follow these rules in their entirety as they affect judging and scoring, in the interest of achieving satisfactory performance at the international level.

CHAPTER III RIDING SCHOOLS AND INSTRUCTORS

Article 8.

CONFEPASO, its affiliate Federations and Associations, as well as the Riding Schools, will be responsible for enforcing these rules and making sure that they are being followed.

At the international level, all existing and future Riding Schools will be able to request technical assistance for organizing competitions and for promoting competent instructors.

Every Federation and/or Association is authorized to create Riding Schools in their country.

Article 9.

The Riding Schools that wish to compete in their country's national championship must be enrolled members and recognized as such by their respective Federation and/or Association. (They need not be Association affiliates if it is established as such in the Association's Statutes) The participating Federations, Associations and Riding Schools are obligated to follow and make available this Rulebook and the guidelines established herein.

Article 10.

CONFEPASO, its Federations and/or its Associations, are authorized to grant credentials to the participants.

The Riding Schools will be able to register under the name of their choice for the country's national championships to which they belong, but only if they mention the Federation and/or Association in which they are members.

Article 11.

Every existing Youth Equitation Riding School must provide the following resources:

Physical resources or infrastructure; material resources, like instructional materials, brochures, videos, etc.; educational resources, seminars, for example; human resources, that is, instructors competent to teach theory and practice, assisting personnel, grooms and various people with knowledge of first aid.

CHAPTER IV REGISTRATION AND PARTICIPANTS

Article 12.

Registration fees will be determined by the organization and there will be no right to refunds, not even if the rider or horse for any reason abstains from participating. Applications for entry will be made in writing thirty (30) calendar days in advance, on forms provided by the organization, subject to payment of the corresponding fees.

Paragraph: The Federations and/or Associations have the right to accept applications and their cancellations not only when they receive the official entry forms but also via Fax machine, e-mail and international or corporate consignments. The only condition is that the documents contain all of the required information.

Article 13.

The entry forms will include enough information to correctly identify the competitors. They must provide the following information:

- A. Full name
- B. Age (with a copy of the participant's birth certificate or other form of I.D. and passport)
- C. Identification number
- D. Sex
- E. Category in which he or she will compete
- F. Name of the country he or she represents
- G. Name of the country's Federation and/or Association which he or she represents
- H. Permanent address
- I. Telephone number
- J. Name, sex, gait and registry number of the participant's mount, if the participant is including his/ her own horse in the bank.
- K. Those participants with a physical and/or medical disability may present a medical certification.

Paragraph: In the event that a registered horse is substituted, the competitor must give the event Organizer proper advance notice so that General Management can authorize said substitution. Once a horse enters the bank it cannot be withdrawn without the official veterinarians order.

Article 14.

On the entry forms it must be noted that upon registering, the participant and his or her representative must demonstrate knowledge of the Rules contained in this Rulebook and agree to abide by them.

Article 15.

Minors will sign the entry form along with their parents and/or legal guardians, who must have full knowledge of these Rules.

Article 16.

The Federation and/or Association organizing the World Cup Youth Equitation Championship must have a group policy which protects the participants against personal injury.

Article 17.

Based on riders' age and category, female and male riders will compete in separate categories. The participants will be registered in the corresponding category based on the age of the participants will be the age in years as on the date of the class corresponding to that category.

Article 18.

During the championships, the participants may not exhibit trophies, medals, ribbons or pennants won in other competitions.

Article 19.

The riders must enter the ring with the identification number assigned to them by the Organizing Board, so to be able to identify all of the participants. This number will be used by the show judges to record results.

Article 20.

Dress Code for the participants, grooms and ring assistants:



- A. Dark-colored leather boots. The boots must have a low heel, flat sole, and slip easily into the stirrups.
- B. Black pants. (Not Jeans)
- C. White long-sleeved shirt with a collar. Under no circumstances will shirts with embroidery or colored stripes be permitted. The only acceptable marking will be the flag of the country or the logo of the Federation and/or Association represented by the competitor. The size of the flag or logo will be no larger than 10 X 10 centimeters.
- D. The use of a jacket and black pants with a white shirt and black tie is optional depending on the ruling of the country represented by the competitor.
- E. The use of a helmet is mandatory for riders up to 12 years of age. The use of a hat over the protective helmet is permissible.
- F. The hat will be white or crème-colored with a black or white band. Any other type of hat is prohibited.
- G. The use of chaps (Zamarros) is not permitted

Paragraph 1. Technical and assistant personnel, including trainers, grooms, and any other person entering the ring or the pre-screening area, must follow the previously described dress code in regards to footwear, pants, shirt and head gear.

Article 21.

The use of whips, crops, or spurs is strictly prohibited.

Article 22.

It is absolutely necessary that the participants, grooms, assistants, coaches, and instructors be free of disciplinary sanctions imposed by CONFEPASO or by the ruling Federation and/or Association of the country represented by the rider. Participation is also prohibited to horses disciplined for doping and whose sanction is active with CONFEPASO or the member country that had imposed the sanction.

Article 23.

It is the obligation of the competitors, their representatives, instructors, grooms and assistant personnel, to unconditionally abide by the orders and directives of the Management and the Judges, and to exhibit exemplary behavior in accordance with the spirit of good sportsmanship that inspire these events.

Article 24.

The participants must respectfully accept the unappealable decisions of the judges. If not, they will be subject to disciplinary actions that may be imposed by the event organizers of the competition in which they were incurred, provided the behavior warrants such action, or CONFEPASO may call those sanctioned individuals to answer to the charges in accordance with the report presented by the technical directors. (Refer to the Chapter on Sanctions in the CONFEPASO Rule Book.)

Paragraph. If the individual receiving the disciplinary sanction is a minor, he or she must be accompanied by his or her parents, guardian or representative at the time he or she is called to respond to the charges.

Article 25.

In the show ring, the competitors must receive the prizes they have won in a courteous and sportsmanlike manner. They may be accompanied by their representatives. If their conduct in the show ring is not appropriate, they will forfeit their assigned prize placement and they will be subject to the corresponding disciplinary actions.

Article 26.

Any assistance to the competitors once the class has begun is prohibited, except in the Little Junior (“Mini”) categories or in case of accident or emergency.

Paragraph: In case of accident, and only in this case, will the judges authorize the changing out of riding equipment or piece of riding equipment damaged or in bad condition as a result of the accident.

Article 27.

Any competitor exhibiting undisciplined behavior or disrespect for these Rules will be expelled from the show ring. The same holds true for representatives or grooms who show obvious signs of undisciplined behavior or drunkenness, for which they will also be sanctioned according to the current regulations in the CONFEPASO Rulebook.

Article 28.

It is mandatory that the competitors ride Paso Horses, whether they be Paso Finos, Colombian Trocha Pura horses, Colombian Trote and Galope Reunido horses, or Colombian Trocha and Galope horses, duly outfitted in accordance with current CONFEPASO regulations.

Paragraph 1: Before entering the arena, the horses registered for competition must be tested in the pre-screening area to verify their state of health and level of obedience.

Paragraph 2: Everything concerning health issues and the handling of the mounts must conform to the policies issued by the health authority of the host country and by CONFEPASO.

CHAPTER V
ABOUT THE CATEGORIES AND CLASSES

Article 29.

Male and female riders will compete separately, according to their age and category. The ages of the participants are classified according to the following categories:

For the first six categories, the Technical Director will assign staff to ensure the safety of the participants and place them where he/she deems appropriate. Staff, trainers, parents, and other personnel are not allowed to provide any kind of help to the participants, except the 4-5 year old categories (Mini), or in the case of an emergency situation or accident.

Category 1	Female Equestrians – 4 to 5 years old (Mini)
Category 2	Male Equestrians – 4 to 5 years old (Mini)
Category 3	Female Equestrians - 6 to 8 years old (Pre- infantiles)
Category 4	Male Equestrians - 6 to 8 years old (Pre- infantiles)
Category 5	Female Equestrians - 9 to 11 years old (Infantiles)
Category 6	Male Equestrians - 9 to 11 years old (Infantiles)
Category 7	Female Equestrians - 12 to 14 years old (Juniors)
Category 8	Male Equestrians - 12 to 14 years old (Juniors)
Category 9	Female Equestrians - 15 to 17 years old (Juveniles)
Category 10	Male Equestrians - 15 to 17 years old (Juveniles)
Category 11	Female Equestrians - 18 to 20 years old (Amateurs)
Category 12	Female Equestrians - 21 to 24 years old (Amateurs)
Category 13	Male Equestrians - 18 to 20 years old (Amateurs)
Category 14	Male Equestrians - 21 to 24 years old (Amateurs)

CHAPTER VI ABOUT THE PASO HORSE EQUITATION

Article 30.

The Paso Horse Equitation highlights the style, grace, rhythm of the Paso horse, and the special relationship between the horse and rider. Paso Equitation is the art of effectively and correctly riding a horse using effective aids to achieve the best performance of the horse while maintaining correct posture, seat and balance that enhances the oneness between rider and horse. This event is judged 100% on the equitation parameters and rules as defined herein.

The quality of the horse shall not be more important than the skills and aids used by the rider to achieve the best performance of the horse.

A) Riders Position while the Horse is in Motion

The rider's position while the horse is in motion should be natural, coordinated and graceful. From the side, a straight line should be able to be drawn perpendicular to the ground through the rider's head, shoulder and hip. The center of balance should be kept directly above the feet and ankles. The rider's upper arms should fall naturally from the shoulders toward the hip bones and should appear flexible, never tight against the body, reaching forward and/ or spread away from the body.

The rider should look relaxed, comfortable and natural. The upper body should not appear to be rocking from side to side. The rider must maintain a centered seat on the saddle and not slip backwards on/over the cantle regardless of the modality/gait of the horse being ridden. The rider should appear to have a natural flow downward into the saddle and the body should not interfere with the movement of the horse. Refer to diagram 1:




Diagram 1: Ideal Position of the Rider while the horse is in motion

B) Basic Position:

The rider shall assume a balanced, natural and correct position on the mount to promote the best performance of the horse. The rider shall convey the impression of effective and complete control of the horse at all times, handling the horse in the most appropriate manner while maintaining a high degree of elegance, style and union with the horse.

C) Seat:

The correct seat on the horse is that in which the rider appears to have a natural flow downward into the saddle so that the torso, pelvis and legs are balanced and symmetrical. The body of the rider should never interfere with the movement and balance of the horse and it should promote a good performance of the horse. The rider should be centered on the saddle and aligned with the horse's dorsal line. The seat must appear natural and comfortable at all times highlighting the union with the horse. The seat should never appear rigid and/or tense.

D) Head Position:

The rider's head must be held straight at all times, with the chin up, looking forward in the direction of travel so as to maintain full control of the horse while in motion.

E) Back Position:

The rider's back should be straight, but not tense or stiff. The position of the back must look natural and it should not be arched, leaning forward or backward. The rider's shoulders should be square, but not tense or stiff.

F) Arms and Hands Position:

The arms should hang naturally with the elbows not extending forward, backward or outward beyond a perpendicular line even with the rider's shoulders. The reins shall be held in one of the following manners:

1. One rein in each hand entering at the bottom below the little finger and extending upward with the bight (excess) of the rein hanging to the right side of the horse.
2. The reins must pass directly from the ring of the bit, between the little and ring fingers, with the thumb being placed on top holding down the reins. It is important that the ring finger holds the edges of the rein in the joints (knuckles) nearest to the palm and that the fingers are closed securely, but without tension. The bight (excess) of the rein should hang to the right side of the horse. The rider's hands should be held in an easy and natural position, horizontal to the saddle, and should convey softness, adaptability and control. The appropriate height the rider's hands are held above the horse's withers is determined by the head carriage of the rider's horse. However, it is improper to maintain hands in an extremely high or low position. The rider must make every effort to achieve as straight of a line as possible from the elbow through the forearm; from the forearm to the hand; from the hand to the rein; and to the ring of the bit. The hands and wrists should remain flexible and not too far apart from each other.
3. The rider may also hold both reins in one hand. The other hand should take the reins from over or underneath the first hand so that both hands have control of the reins. The reins should be close together with the bight (excess) of the rein always hanging to the right side of the horse. The first two options (number 1 and 2) are acceptable for riders in categories under twelve (12) years old.

G) Legs and Feet Position:

The rider's leg should hang naturally. The rider's lower leg should be under the rider's body and should not be extended forward or backwards; that is, it should follow a straight line from the knee down to the stirrup. Extending the leg forward, backward or not keeping a straight line from the knee to the stirrup shall be penalized. The rider's feet should be maintained parallel to the horse's body with the heels slightly lower than the toes (approximately one inch). The ball of the rider's foot should rest directly on the stirrup while exerting even pressure on the entire stirrup. The rider's foot position should appear natural and be as parallel as possible to the horse's body. The foot's position should not appear to be forced inwards and/or the toes pointing outwards. Those riders that appear to be forcing the foot position or maintain the toes pointing towards the body of the horse (inwards) or outwards; shall be penalized.

H) Riding and handling skills to be considered during the evaluation include:

1. Sense and awareness of the Paso horse rhythm and cadence during the ride
2. Ability to calibrate, control and maintain the horse's gait, rhythm and cadence
3. Naturalness and "softness" of the hands on the rein
4. Ability to minimize the limitation of the horse
5. Ability to maximize the virtues of the horse
6. Rider's ability to use subtle, yet effective aids
7. Focus, confidence, control and self-assuredness while handling the horse
8. Relaxed, natural, and correct posture and seat
9. Poise, grace and elegance

Article 31.

Once the class begins, the participants and their horses will be under the sole authority of the Judges. This means that no participant or their horses may leave the arena without the authorization of the Judges. Should a participant be excused, ordered to withdraw, or excluded from competition; the Judges must personally or through the announcer, explain to the audience over the microphone the reasons for such action.

Article 32.

Once the class begins, the show Director will instruct each participant to enter the arena, one by one, to allow the official show announcer to present each participant (rider and horse) with basic details provided on their entry forms. Each participant will be presented once again individually during each participant's Figure Eight. In addition, the announcer will present the basic details of the participants who placed at the end of the class.

Article 33.

Every participant riding a two-gaited horse must perform the individual tests in both gaits, or it shall be penalized.

Article 34.

The individual tests start with the “Figure Eight” and ends after riding over the sounding board.

Article 35.

Optional Tests:

These will be requested by the Judges for those participants who are tied after completing the individual tests.

Paragraph: The Optional tests are not timed. The Judges, at their discretion, will evaluate that the participants are taking a reasonable amount of time to complete the tests. The optional test will be requested only in the sequential order established in this Rule Book.

Article 36.

The following aspects shall be taken into consideration by the Judges as part of the decision process:

- A) Appearance, elegance, and oneness between horse and rider.
- B) Demonstration of abilities and riding skills while presenting the horse.
- C) Control, confidence, and handling while riding the horse.
- D) Focus and concentration.
- E) Adequate posture and position.
- F) Performance and completion of the required tests/ individual work offs in the correct order and sequence.
- G) Good sportsmanship and courtesy in the ring.
- H) Decisiveness and courage.

Article 37.

The Judges shall take into account the following faults that may result in a loss of points while scoring / placing the participants:

- A. Distraction, negligence, and inattentiveness to the Judges' instructions.
- B. Obvious roughness and rudeness towards one's horse. (Kicking the horse,

- pulling on the reins, and cruelty acts)
- C. Lack of technical, theoretical, and general knowledge of the horse. Each judge must have the results of the graded theoretical tests given to the participants.
- D. Inadequate position of the riders back (arched back, leaning forward or backwards)
- E. Inadequate positioning of the hands (separated excessively or unstable, too high or too low).
- F. Inadequate positioning of the legs and feet (toes pointing outward, upwards or downwards, feet too deep into the stirrup, legs extended forward or backward) and incorrect support on the stirrup.
- G. Rising out of the saddle while the horse is in motion.
- H. Making incorrect turns during the Reverse and the “Circles” tests
- I. Lack of stability and/ or incorrect position of the head.
- J. Excessive and/ or blatant use of aids (kicking, rein slapping, clucking, etc.)
- K. Inability to maintain the horse in gait.
- L. Performing the mandatory or optional tests incorrectly.
- M. Unnaturalness of the rider’s posture and not changing hands correctly when required during those tests where the horse is required to turn or perform closed circles (to be taken into account during the “Circles” test).
- N. Not using the necessary aids to achieve the best performance of the horse. Kissing at the horse is acceptable but not excessively.
- O. Lack of good sportsmanship and courtesy in the ring.
- P. Uneven length of stirrup leathers, except in categories of 4-5 years of age. The proper way to measure the correct length of the stirrup leathers is from the base of the saddle where the cinch is attached up to the base of the stirrup.
- Q. The loss of one or both stirrups (feet come out of the stirrups).
- R. Not maintaining the required position on the saddle as defined in Article 30, Section A, B, C, D, E, F & G.
- S. Not performing the test in both gaits if riding a “Galope” horse.

Article 38.

The following faults shall result in a participant’s disqualification:

- A. Total loss of control over the horse.
- B. Evidence of misbehavior/ rudeness against another rider.
- C. Disobeying the Judges' orders and instructions.

D. Causing an unjustified delay of the competition.

E. Addressing the Judges in an inappropriate way.

F. Acts of cruelty against the horse.

G. Turning over the sounding board.

H. Riders in categories of 9 years of age and older shall be disqualified if they turn in circles more than one time around one of the poles during the figure eight test. This will not be applicable to participants in categories under 9 years old (Mini and Pre Infantiles)

Article 39.

Should a horse display signs of disobedience and the rider is unable to control it, the Judges may request a one-time change of horse through the Show Director. The new horse must be assigned to the rider from the pool of horses selected for the show.

Paragraph: The causes for disqualification established in Article 38 do not apply to the participants in categories under 9 years old (Mini and Pre-Infantiles) but rather will be faults that should be penalized. In addition, participants in the 4-5 years old categories shall only perform the “Reverse” as an optional test if required.

CHAPTER VII
ABOUT THE MANDATORY AND OPTIONAL TESTS

Article 40.

The Judges shall require each participant to perform the mandatory tests and as required some options tests.

MANDATORY TESTS

The mandatory tests will be performed continuously in the following order:

A. Theoretical Test:

This test is only given to those participants in categories ages 12 and over (Junior Categories). These participants will take a written test previously designed by the designated CONFEPASO show Education Committee. The test is comprised of questions taken from the Youth Equitation Rule Book or questions about horses, whenever there are guidelines issued on this topic. Each CONFEPASO affiliated country will submit 10 questions for consideration by the Committee. The Theoretical Test will be graded by the designated Education Committee.

B. Performance in the Group:

All participants shall enter the arena to the right and circle the arena in a counterclockwise manner. Participants should maintain working their mounts close to the rail (on the outskirts of the arena). The arena's rail should not have any obstacles that may prevent the continuous movement of participants, including personnel and/ or Judges. At the discretion of the Judges, the participants will be ordered to complete various circles in one direction until instructed to reverse to be evaluated clockwise. At the request of the Judges; the participants on horses that execute two gaits (Colombian Trote and Galope, and Colombian Trocha and Galope) will perform their ride in both gaits. The "reverse" must be made toward the center of the ring. The turn should not exceed an area of three meters. During the reverse, the riders should return to the rail at the same place where the rider began the reverse, and then proceed in gait in the opposite direction. The rider must make sure that the horse maintains its gait and rhythm at all times during the reverse. In the case of Galope horses, as they execute this gait and reverse they must make a proper lead change, that is, the horse must gallop with the lead toward the side in which the turn is made and sustain it during the ride in this same direction.

Participants will be penalized if they cannot maintain their horses in gait, for turning on the front legs, or pivoting of the hind legs while turning. Judges will observe the skills, focus, handling and ability to maintain the horse in gait during its movement on a straight line as well as during the turns.

Subsequently, the participants will halt in an area determined by the Show Director so to proceed with the individual tests. Refer to Diagram # 2 below for an overview of the individual tests course and sequence:

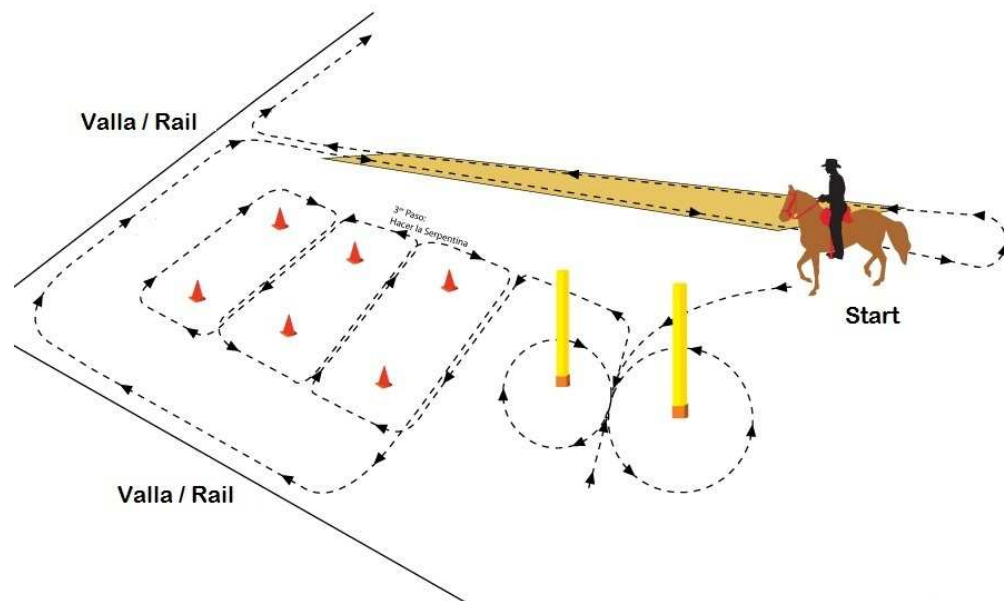


Diagram 2: Individual Tests Course

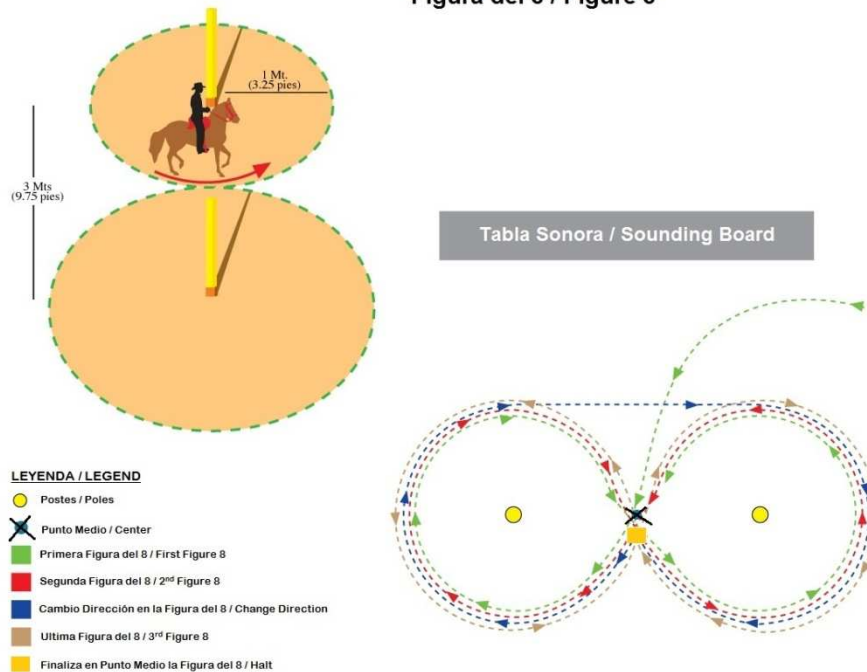
Regardless of where the participants start from, participants shall enter the Figure Eight area from in between the sounding board and the Figure Eight poles. Furthermore, after completing the Figure Eight and Back, the participants shall ride in between the two poles in a straight line to head towards the Serpentine test. After completing the serpentine, the riders will head to the rail in a straight line and proceed to the sounding board. The sounding board test must be completed in both directions. Not performing the tests in the sequence established herein will be penalized with a loss of points as highlighted in the Scoring Table included in this Rule Book.

C. **Figure Eight:**

All participants must perform the Figure Eight test around two poles previously setup for this purpose. The poles will be bright yellow,

made of a solid material, each of a height of approximately two meters and 10 cm of diameter, and placed at a distance of three meters between the two poles. Human poles shall not be used.

Figura del 8 / Figure 8



The use of shrubbery, barrels and other ornaments is not allowed as a setup for the Figure Eight. It is also prohibited to place other ornamental objects in other locations around the show ring which may obstruct the vision of the riders and their mounts. Turning in circles around one of the poles during the Figure Eight test to show off the abilities of the mount is a fault that must be penalized. The competitor must be disqualified as it may be perceived to give an advantage to the participant that does it.

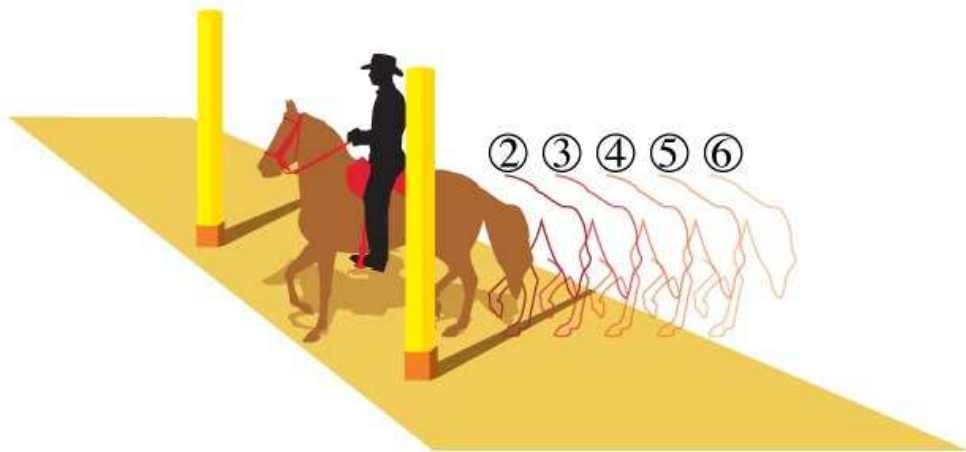
During this test the participants shall execute three figure-eights around the poles as follows. The midpoint between the two poles will mark the beginning and the end of each Figure Eight. Participants shall enter the Figure Eight from in between the first pole and the sounding board. Participants should cross over the midpoint to the second pole and complete two Figure Eights in one direction, followed by a straight line (towards the entry point) from one pole to the next, and then proceeding to complete one more Figure Eight. At the completion of the last Figure Eight, participants will halt in between the two poles (Refer to Figure Eight Diagram above). Participants shall be penalized if they enter the Figure Eight incorrectly or, perform more or less than three figure eights in the manner described herein.

Participants with horses that perform two gaits (Trote and Galope, and Trocha and Galope) must perform 2 figure eights on the Trote or Trocha (as appropriate) and the final figure eight on the Galope.

During the Figure Eight test, the Judges will evaluate the softness of the hands on the reins, the use of aids balancing the body on the mount during the execution of turns, and the rider's ability to maintain the horse in gait throughout the test. Participants shall be penalized if the rider holds the reins with the hands separated, using a leading rein on/or close to the horse's neck, using excessive aids (kicking, slapping the reins, etc.), if their mount veers off track during the turns, or does not maintain gait during the test.

D. Halt and Back

Once the figure eight is completed, participants must halt between the two Figure Eight poles and back up a minimum of 4 steps and a maximum of 6 steps. Judges will evaluate the smoothness of the command to halt, the rider's seat (relaxed natural seat, balance, and proper position), the way the rider guides the horse backwards with subtle commands, and in a straight line using even diagonal steps until halting the horse to complete the back. After halting, the participant must command the horse to move forward with softness, determination and urge. This is accomplished with the use of the proper aids and the rider's balance on the mount.



E. Serpentine:

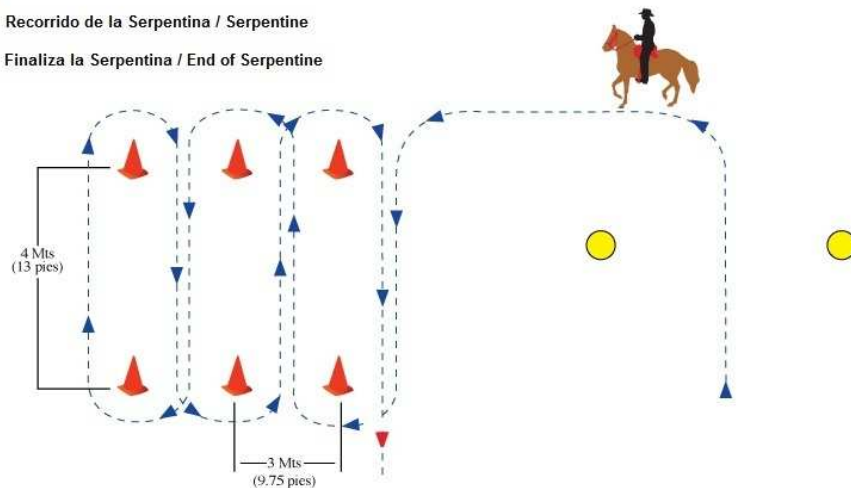
After completing the “Back” test, participants must perform a Serpentine in an area designated for such by the Show Director. This test allows the Judges to evaluate the riders’ use of aids, sense of rhythm, and the ability to maintain their mounts in gait, cadence and flexibility during the straight lines and turns. Participants with horses that perform two gaits must perform this test in both gaits. The serpentine test consists of alternating straight line movements and half circle turns. During the half-circle turns, the horse’s body should bend toward the center of the circle. During the transition from straight lines to half-circle turns, the mount must not move over the tangent, in zigzag or sinusoid patterns (Refer to diagram below). Participants with horses that perform two gaits must perform this test in one gait going in one direction and in the other gait coming back in the opposite direction. Each half circle will be demarcated with visible objects to ensure that the test is performed correctly. The use of bright yellow objects is recommended.

Serpentina / Serpentine

LEYENDA / LEGEND

- Postes / Poles
- ▲ Conos / Cones
- ▲ Recorrido de la Serpentina / Serpentine
- ▲ Finaliza la Serpentina / End of Serpentine

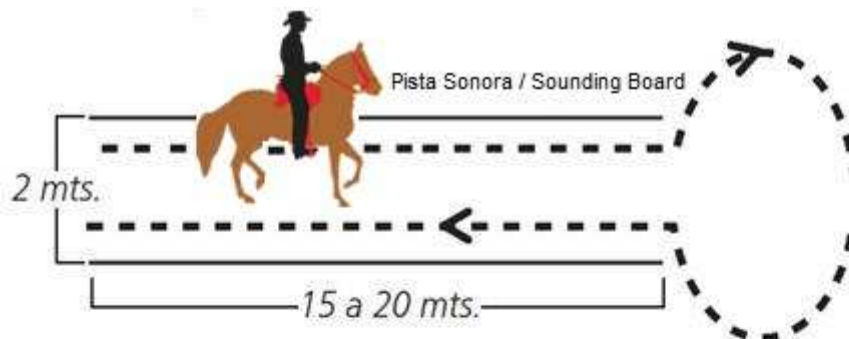
Tabla Sonora / Sounding Board



F. Sounding Board:

Once the serpentine test is completed, participants must go over the sounding board in both directions with the horse centered in the middle of the board throughout. Participants with horses that perform two gaits must perform this test in one gait in one direction and in the other gait in the opposite direction. The board shall be placed at ground level. If this is not possible, then there must be an access ramp. The sounding board must be made of a solid and compact material, with boards of high-quality wood or plywood. It must be 15 to 20 meters long and 2 meters wide. Participants shall not turn their horses on the board, nor will they be able to step off it.

Participants must enter the sounding board crossing it from one end to the other, come off the sounding board and turn back to cross over the board in the opposite direction. Not performing the test in this manner shall be penalized with a loss of points. The Judges shall evaluate during the test the rider's ability to calibrate and maintain the horse in gait, and the ability to keep the horse in a straight line trajectory over the sounding board. Participants shall be penalized for not maintaining their mounts in gait over the sounding board; or allowing the horse to move sideways (not straight) over the sounding board; or allowing the horse to step off the sounding board. Participants in categories of 9 years of age and older shall be disqualified for turning over the sounding board. Participants in categories under 9 years of age will be penalized for turning over the sounding board.



OPTIONAL TEST / WORK OFFS

Judges may request optional tests to participants that, according to their evaluation, are tied. The optional test must be requested in the following order:

1. Reverse
2. Parallel Comparison
3. Order to Halt and Proceed
4. Circles
5. Change of Mount

Participants in categories 5 years of age and younger, may only be requested to perform the Reverse as an optional test.

1. Reverse:

This is an optional test consisting of changing direction (reverse) while moving. Participants must reverse turning away from the rail and returning to it in the opposite direction. Participants that allow their mounts to not maintain the rhythm and cadence of the gait shall be penalized. Also, participants shall be penalized if while executing the test hold the reins with the hands separated.



2. Parallel Test:

This test can be used to compare two or more participants. Judges will evaluate the position of the rider including the posture of the back, which should be natural, the center of balance on the saddle, the naturalness of the shoulders and elbows, and the position of the legs and feet. Judges will also evaluate the riders focus and skills to achieve the horse's straight tracking moving forward and appropriate degree of collection based on the horse's abilities.

3. Order to Halt and Proceed

Judges will evaluate the rider's technique to command the horse to halt,

remain still, and continue movement when commanded. The horse must halt by placing the hindquarters toward its center of gravity and tucking its head so it appears to have come to a stop by giving in to the bit smoothly. Then it must resume movement forward on its own in response to the subtle cue from its rider. The horse must resume movement in gait, with most of its impulsion coming from its hindquarters. In the case of two-gaited horses, the Judges may not ask to resume movement at the gallop, as it is not requested during CONFEPASO horse shows.

4. **Circles:**

Participants shall perform three circles of at least three meters in circumference in one direction, followed by three circles of the same size in the opposite direction. The turn shall be made toward the pole.

The mount must maintain its gait, energy, momentum, agility, cadence, and response to the rider's commands throughout the test. The Judges shall evaluate the aids used by the rider to maintain the mount's focused and energetic throughout the test. The participants must attempt to ensure that the mount maintains a high degree of agility, flexibility, consistency of gait, rhythm and cadence. The Judges shall observe the subtle, yet effective aids used by the riders. Participants shall be penalized for using excessive and blatant aids that are against the standards of equitation and/or may represent rudeness and violence against their mount.

5. **Change of Mount:**

The Judges will request the participants selected to perform this optional test to exchange mounts. Each selected participant will be given the opportunity to perform a one or two warm-up lap around the arena with their new mounts. Once this is completed, participants must strictly follow the Judges' instructions, who may at their discretion, request the participants to perform any of the mandatory and/ or optional tests.

The Change of Mounts test may not be requested for participants in categories of 11 years of age and younger (Mini, Pre Infantiles or Infantiles)

Procedure:

1. Dismount following the standards established in this Rule Book below.
2. Tie the reins
3. Untie the lead line.
4. Hand the horse over to the selected participant
5. When receiving the new horse, fasten the lead line.

6. Untie the reins

Before mounting the horse, participants must check and adjust, if necessary, the curb chain and cinch.

Dismount and Mount Procedure:

To dismount, the rider may slide down off the saddle or use the stirrups. The participant's height must be taken into consideration. Before mounting, the rider must check, and if necessary, readjust the curb chain and the cinch. The rider should hold the reins in the left hand using little pressure on the reins and stand diagonally by the side of the horse facing front and looking at the horse's withers. The participant should then place his or her left hand on the horse's withers while holding on to the mane or the pommel, turn the stirrup towards his or her body using the right hand, and then putting the left foot into the stirrup. Holding the opposite side of the saddle or on the front panel (the pommel or the horn) with the right hand, the rider should smoothly lift him or herself up to the saddle, straighten both knees and cross the right leg over the seat of the saddle, and then ease down into the seat while placing the right foot into the stirrup without looking down. In this test, the Judges must take into consideration the training and docility of the horse.

Paragraph 1: During the change of mount test, participants are allowed to have one helper who is only allowed to hold the lead line for safety.

Paragraph 2: Participants less than 12 years of age, who are allowed to hold one rein in each hand, may not be penalized for doing in the Figure Eight or the Reverse.

Scoring Table for Judging Equitation Events

Handling

Handling, Control, Confidence and Focus	35 points
Use of Aids	10 points
Individual Tests	
Figure Eight (Includes Entrance)	5 points
Halt and Back	5 points
Serpentine	5 points
Sounding Board	5 points
SUBTOTAL	65 points

Position/ Posture

Seat	6 points
Back	6 points
Arms	6 points
Hands	6 points
Legs	6 points
Feet	5 points
SUBTOTAL	35 points
TOTAL	100 points

PARAGRAPH:

- The individual tests start at the Figure Eight and ends after completion of the Sounding Board test. The individual test must be completed in its entirety.
- Participants that don't follow the sequence of the tests shall be penalized up to 15 points in the Focus category.
- In the event that a participant omits or does not complete a test, the participant shall be penalized with up to 5 points for each incomplete test plus five points in the Focus category.
- The rider's seat should appear centered on the saddle and aligned with the horse's dorsal line. The seat must appear natural and comfortable at all times highlighting the oneness with the horse. The seat should never appear rigid and/or tense. A seat that does not follow these principles shall be penalized up to 6 points.
- The rider's foot position should appear natural and be as parallel as possible to the horse's body. The foot's position should not appear to be forced inwards and/ or the toes pointing outwards. Those rider's appear to be forcing the foot position, or that maintain the toes pointing towards the body of the horse (inwards) or outwards shall be penalized up to 5 points.

CHAPTER VIII

F1- F2 Judging System

A. Basis of the System

1. The judging will be done by three (3) or five (5) Judges that must have a current and active CONFEPASO certification.
2. The parameters for decisions are the scoring system and those established in Article 36 in this Rule Book.
3. The Judges must make their evaluation separately and individually, except in situations where there is a tie.

B. Procedure to Follow while Working in the Ring:

1. WARM UP PHASE:

During the warm-up, the participants shall enter the arena and begin their ride in a group following the instructions described in Article 40 of this Rule Book. During this stage, the Judges may confer. Subsequently, the horses will be gathered in a waiting area predetermined by the show Director for the participants to begin the individual tests, which are: the figure-eight, halt and backing up, the serpentine, and the sounding board.

2. QUALIFICATION PHASE:

Once the warm up phase is completed, the Judges shall remain separated during the entire competition so to make their evaluations individually. They may only speak to each other if there is a tie between two, three or more participants.

During this stage the Judges will individually observe the way in which the participants execute their mandatory tests. The Judges will choose a maximum of six (6) participants who, in their assessment, are the leaders in the group. They will do this by writing the selected participant's number on the F1 form and then submit this form to the show Director or Scoring Table for calculation. Once the Scoring Table has the F-1 results, the Official Announcer will announce the qualifying riders who will then be gathered in an area determined by the show Director.

The participants that are not selected will be thanked for their participation and excused from the arena.

3. COMPARISON PHASE AND FINAL DECISION:

During this stage a comparison (work-off) of two participants will be made only if it is requested by two Judges (in a 3 judge class) or 3 Judges (in a 5 judge class). If all the Judges are ready to make a final decision, they will submit the F2 form to the show Director. Based on the Judges' determination, only those participants who are in equal standing will be requested to perform the optional tests as described in Article 40 of this Rule Book.

If a participant commits one of the disqualifying faults as described in Article 38, the Judges must notify the show Director who will inform the Official Announcer. The Official Announcer will make the announcement and indicate to the participant and the audience the reasons for disqualification.

4. CALCULATION METHOD:

Once the Judges submit the F2 Form with the participant's number next to the corresponding placement, the Official Scorer will calculate the final placements. If a judge has not placed a participant, he or she will automatically get sixth (6th) or seventh (7th) place depending on the total number of placements.

The scoring system will take into account the following calculations, in order of priority:

a. The foremost priority will be the total sum, being the lowest total score will be first place and so on, in ascending order. An exception to this rule shall be applied in the case of a participant that has been placed in 1st position by 2 Judges (in a 3 judge class) or 3 Judges (in a 5 judge class). In this case this participant will always obtain the 1st place regardless of the total sum.

b. Second Consideration: In those cases where there is a tie in the total scores of two or more participants, the placement will be determined based on the majority opinion. That is, the participant will obtain the placement that the majority of the Judges selected in the F2 form for that participant.

c. Algorithm: If there is no majority placements for participants that are tied based on the Second Consideration above, the total score for those participants will be determined with the use of the maximum probability algorithm, which is, the sum of scores associated with the highest placement and the lowest placement for those participants. If the use of the algorithm does not resolve the tie, the participants involved in the tie shall return to the ring for further consideration of the Judges to break the tie.

d. As soon as the Judges have selected the semifinalists (6 picks by every judge), the control table will record the selected horses on a calculation sheet in ascending order.

e. Immediately after, the scoring table will total the points for each participant and these will be organized sequentially, taking into account the best place average and the following explanatory notes:

Explanatory Notes:

The following explanatory notes shall be taken into account:

1. When a participant is placed 1st position in 2 of the Judges' cards (in a class with 3 Judges) or 3 Judges' cards (in classes with 5 Judges), this participant will obtain 1st place regardless of the placements obtained by that participant in the other Judges' cards. Refer to example below:

With three (3) Judges participating:

Judge 1

1 ^o	10
2 ^o	9
3 ^o	7
4 ^o	14
5 ^o	11

Judge 2

1 ^o	11
2 ^o	10
3 ^o	9
4 ^o	14
5 ^o	7

Judge 3

1 ^o	11
2 ^o	10
3 ^o	14
4 ^o	7
5 ^o	9

Scoring Sheet

Nº. Ejemplar	Juez 1	Juez 2	Juez 3	Total puntos	Puesto
7	3	5	4	12	5 ^o
8	6	6	6	18	
9	2	3	5	10	3 ^o
10	1	2	2	5	2 ^o
11	5	1	1	7	1 ^o
14	4	4	3	11	4 ^o

Final Result

1 ^o	11
2 ^o	10
3 ^o	9
4 ^o	14
5 ^o	7

With five (5) Judges participating:

Judge 1		Judge 2		Judge 3		Judge 4		Judge 5	
1 ^o .	10	1 ^o .	11	1 ^o .	11	1 ^o .	11	1 ^o .	10
2 ^o .	9	2 ^o .	10	2 ^o .	10	2 ^o .	10	2 ^o .	11
3 ^o .	7	3 ^o .	9	3 ^o .	14	3 ^o .	9	3 ^o .	9
4 ^o .	14	4 ^o .	14	4 ^o .	7	4 ^o .	14	4 ^o .	14
5 ^o .	11	5 ^o .	7	5 ^o .	8	5 ^o .	7	5 ^o .	8

Scoring Sheet

N ^o . Ejemplar	Juez 1	Juez 2	Juez 3	Juez 4	Juez 5	Juez puntos	Puesto
10	1	2	2	2	1	8	2 ^o .
9	2	3	6	3	3	17	3 ^o .
7	3	5	4	5	6	23	5 ^o .
14	4	4	3	4	4	19	4 ^o .
11	5	1	1	1	2	10	1 ^o .
8	6	6	5	6	5	28	

Final Result

1 ^o .	11
2 ^o .	10
3 ^o .	9
4 ^o .	14
5 ^o .	7

- When a place has been declared vacant in a class by two Judges (in classes with 3 Judges) or 3 Judges (in classes with 5 Judges), it will remain vacant in the final placement card. Refer to the following examples:
- In order for a participant to place, it must have been placed by a minimum of two Judges (in a three judge class) or three Judges (in a five judge class). Refer to the following examples:

With three (3) Judges participating:

Judge 1		Judge 2		Judge 3	
1 ^o .	10	1 ^o .		1 ^o .	
2 ^o .	9	2 ^o .	10	2 ^o .	10
3 ^o .	7	3 ^o .	9	3 ^o .	14
4 ^o .	14	4 ^o .	14	4 ^o .	7
5 ^o .	11	5 ^o .	7	5 ^o .	9

Scoring Sheet

Nº. Ejemplar	Juez 1	Juez 2	Juez 3	Total puntos	Puesto
7	3	5	4	12	5 ^o
8	6	6	6	18	
9	2	3	5	10	3 ^o
10	1	2	2	5	2 ^o
11	5	6	6	17	
14	4	4	3	11	4 ^o

Final Result

1 ^o	
2 ^o	10
3 ^o	9
4 ^o	14
5 ^o	7

With five (5) Judges participating:

Judge 1

1 ^o	10
2 ^o	9
3 ^o	7
4 ^o	14
5 ^o	11

Judge 2

1 ^o	
2 ^o	10
3 ^o	9
4 ^o	14
5 ^o	7

Judge 3

1 ^o	
2 ^o	10
3 ^o	14
4 ^o	7
5 ^o	8

Judge 4

1 ^o	10
2 ^o	7
3 ^o	9
4 ^o	11
5 ^o	14

Judge 5

1 ^o	
2 ^o	10
3 ^o	7
4 ^o	9
5 ^o	14

Scoring Sheet

Nº. Ejemplar	Juez 1	Juez 2	Juez 3	Juez 4	Juez 5	Juez puntos	Puesto
10	1	2	2	1	2	8	2 ^o
9	2	3	6	3	4	18	4 ^o
7	3	5	4	2	3	17	3 ^o
14	4	4	3	5	5	21	5 ^o
11	5	6	6	4	6	27	
8	6	6	5	6	6	29	

Final Result

1 ^o	
2 ^o	10
3 ^o	7
4 ^o	9
5 ^o	14

4. In the eventuality of a tied score, and if there is no agreement in the opinions on the score cards of two Judges (or three in case of classes with 5 Judges) to break the tie, the participants will be called back to do the optional tests described in this Rule Book. In this case, the Judges may confer, discuss and exchange opinions, after which they will fill out the F2 form. See the examples below.

With three (3) Judges participating:

Judge 1

1 ^o .	10
2 ^o .	9
3 ^o .	11
4 ^o .	14
5 ^o .	7

Judge 2

1 ^o .	11
2 ^o .	10
3 ^o .	9
4 ^o .	14
5 ^o .	7

Judge 3

1 ^o .	9
2 ^o .	11
3 ^o .	10
4 ^o .	7
5 ^o .	8

Scoring Sheet

N ^o . Ejemplar	Juez 1	Juez 2	Juez 3	Total puntos	Puesto
7	5	5	4	14	5 ^o
8	6	6	5	17	
9	2	3	1	6	
10	1	2	3	6	
11	3	1	2	6	
14	4	4	6	14	4 ^o

Final Result

1 ^o .	A definir por empate
2 ^o .	A definir por empate
3 ^o .	A definir por empate
4 ^o .	14
5 ^o .	7

With five (5) Judges participating:

Judge 1

1 ^o .	10
2 ^o .	9
3 ^o .	11
4 ^o .	14
5 ^o .	7

Judge 2

1 ^o .	11
2 ^o .	10
3 ^o .	9
4 ^o .	14
5 ^o .	7

Judge 3

1 ^o .	9
2 ^o .	11
3 ^o .	10
4 ^o .	7
5 ^o .	8

Judge 4

1 ^o .	9
2 ^o .	10
3 ^o .	11
4 ^o .	14
5 ^o .	7

Judge 5

1 ^o .	10
2 ^o .	9
3 ^o .	11
4 ^o .	14
5 ^o .	7

Scoring Sheet

N ^o . Ejemplar	Juez 1	Juez 2	Juez 3	Juez 4	Juez 5	Juez puntos	Puesto
10	1	2	3	2	1	9	
9	2	3	1	1	2	9	
11	3	1	2	3	3	11	3 ^o .
14	4	4	6	4	4	22	4 ^o .
7	5	5	4	5	5	24	5 ^o .
8	6	6	5	6	6	29	

Final Result

1 ^o .	A definir por empate
2 ^o .	A definir por empate
3 ^o .	11
4 ^o .	14
5 ^o .	7

5. If the Judges have not declared the fifth place vacant on their cards, but instead each judge has selected a different participant for fifth place, that is there is a tie of 3 participants for fifth place with a total of 17 points (or 5 participants with 29 points in the case of classes with 5 Judges), the tied participants shall return to the ring for the Judges to decide the fifth place winner.

ANNOUNCING THE RESULTS

The judge in charge of explaining to the audience the results from the competition will be the judge whose card had come closest to the final results after the computation. If several Judges had recorded the same results, the announcing judge will be chosen arbitrarily.

F1 & F2 FORMS, CALCULATION SHEETS AND FINAL RESULT SHEETS

The F1 and F2 forms, as well as the Calculation and Final Result Sheets, will be distributed by CONFEPASO to each affiliated Federation and Association.

Within fifteen days after the conclusion of the show, these documents must be sent to the President of CONFEPASO to be placed in the historical archives to be used for reference in the eventuality of a dispute.

The information recorded on the F1, F2, Calculation and Final Results sheets is strictly confidential and cannot be released or shown during the show to anyone that is not part of the Scoring Table. Any infraction of this rule will be severely sanctioned by the Technical Director of the show.

Calculation sheets shall be available to the CONFEPASO delegates upon their written request to the Board of Directors, who shall respond within thirty (30) days following receipt of the request.

Note: The presence of trainers, teachers, parents, participants or people, other than designated personnel, around the Scoring Table is strictly prohibited. A violation of this article shall result in automatic disqualification of the participants associated with the person (s) committing the violation.

CHAPTER IX HORSES BANK

A. All of the horses participating in the horse bank must remain as part of the horse bank for all 7 days of competition. The host country assigned by CONFEPASO must have a minimum of 50% of the registered participants.

B. The horses that will participate must come into the bank the 1st day and will not be allowed to be removed until the 8th day. All of the horses must be identified with a microchip. Each horse must have a bit assigned, which will be identified with a permanent stamp and such bit must coincide at all times with the horse's microchip. No horse will be allowed into the arena, whether for practice or competition, without the assigned bit.

C. The horses' selection (lottery) will take place 6 days prior to the world competition in which one representative of each country must be present. The host country will draw last.

D. Practice for the different countries will begin the day after the selection or lottery.

E. The horse bank will be managed by a committee named by CONFEPASO and the personnel of the host Association. They will be the only ones authorized to release the horses.

F. Each age group or category will have a maximum of 6 participants per country.

G. The riders who have a horse, whether owned or borrowed, will have the privilege to use said horse first the day of their competition. If the rider participates on Sunday, the horse will be allowed to be used twice on Saturday.

H. After the rider uses his/her horse in competition, the horse will be selected two additional times.

I. The horses will compete a maximum of three (3) times over the weekend, with a maximum of two (2) times per day.

J. If the rider participates on Sunday, the horse will be available in the bank for the previous days.

K. In the event that two (2) siblings share the same horse, whether owned or borrowed, they can use the same horse, but the horse will be drawn for an additional draw or selection. In the event that three (3) siblings share the same horse, whether owned or borrowed, said horse will not participate in the horse bank.

L. The horses participating can only be disqualified from competition by the Veterinary of the show. It must be clarified that a horse that is disqualified cannot participate in the remainder of the world competition.

M. If any rider requests a different horse than the one selected at the drawing or lottery; such request must be submitted to the special committee in CONFEPASO. If such request is accepted, the rider must take part in an additional drawing for a new horse, within the horses left that are available for such competition.

BARN RULES FOR THE HORSES PARTICIPATING

- A.** All of the horses participating in the horse bank, must remain in the horse bank all seven (7) days and will compete three (3) times during the world cup show.
- B.** Participating horses will enter the horse bank the first day and leave the eighth day.
- C.** Only duly identified horse owners, technical staff and trainers from the different countries will be permitted to enter the horse bank area to get the youngsters' mounts.
- D.** The horse bank will be managed by a committee named by CONFEPASO and the personnel from the host Association. They will be the only ones allowed to release the horses from the horse bank. All of the horses will be entered in the data base program "Regi-Jaulas" in order to monitor the continuous movement of the horses.
- E.** The bit must remain available for practices and by no reason it may be changed for competition without previous authorization by the horse bank committee. Changing the bit without authorization will bring sanctions by CONFEPASO.
- F.** In order to speed the practice process after the horse selection, the Association will give each country a list of the horses assigned to their riders that will include the stall number and the name of the owner.
- G.** Each horse participating in the horse bank will have its stall identified by a card that will include the following information: name of the horse, stall number, registration number, microchip, color and person responsible for horse. After the horse selection, the names of the riders using the horse will be added to the card.
- H.** It is absolutely prohibited to practice outside of the times assigned for each country. The violation of this rule will force the Association to eliminate said rider from participating in the world competition for violating the rule of equal opportunity for all of the participants.

I. It is absolutely prohibited to change the horses assigned to each rider without prior authorization from the Association and without justified reason that is to be approved by the horse bank committee. The violation of this rule will not only and automatically eliminate the rider from participating and it will sanction his or her country team by deducting 10 points from the overall points earned. It is the duty of each country's delegates and instructors to implement the ethics and sportsmanship of its riders. The internal sanctions must be the responsibility of each country, but they should be severe enough so that it does not repeat in the future and compromise the good name of said country. These must be made public to CONFEPASO. CONFEPASO must then, sanction in the country that violates this rule.

J. At the moment that the riders get to Prepista or check in area, the horses must be presented with the original registration certificate and with a microchip to verify its identity. This way, illegal substitutions set by the rules will be prevented. The horse that is not properly identified will not be allowed to compete. It is the duty of the horse bank committee to guarantee that each horse has its proper identification. The rider or participant is responsible to verify with the owner that the horse has the proper documents. Showing up without the proper horse information, does not give said rider, the right to request a change of horse and he/she will automatically be prohibited from competing.

K. It is absolutely prohibited to address show personnel or organizers of the world show with insults or improper language. If the individual that does this, is the representative of a rider or trainer or instructor or delegate; the rider will be automatically removed from the competition/show and will lose any awards and titles earned in present show. This particular aggressor will be sanctioned automatically, release from its duties and removed from its position and will lose right to be part of the team or represent the country. The country tow which said individual represented will lose 10 points from the overall points. Additionally, there will be a formal charge to CONFEPASO, whom will implement sanctions according to the disciplinary code.

CHAPTER X ABOUT THE JUDGES

Article 41.

The judges must fundamentally base their evaluations on the performance, ability and quality of the young riders as equestrians.

In making their decisions, they should not consider the quality, reputation or importance of the horses that the equestrians ride in competitions.

Article 42.

When explaining their final decision, the judges should focus on the merits of the selected riders. The explanation should be done in a constructive and instructive way, explaining in detail the reasons for each placement.

Article 43.

The judges have complete autonomy to leave a class without placements, as well as skipping (not placing) a position, when the performance of the participants is unsatisfactory.

Article 44.

The events will begin when the announcer, under the orders of the Technical Table, declares them closed to entries and open to judging. From this moment on no other competitor may enter the arena. An event will end when the judge finishes assigning the results to the riders of each category.

Article 45.

Youth Equitation horse shows held in any CONFEPASO member country with the endorsement of its Federations and/or Associations and under the auspices of the International Confederation of Paso Horse Breeders (CONFEPASO), will be evaluated by judges who have ample knowledge of Youth Equitation horse shows and who are registered in the Technical Department/ Judges Committee of the Federation and/or Association of their country. All judges must be certified through CONFEPASO in order to judge competitions of such nature. CONFEPASO should organize clinics only and exclusively for equitation in which they will try to unify concepts based on the equitation rules. Only those judges certified and selected shall judge these shows.

Paragraph. No Confepaso affiliate Federation and/or Association may invite anyone to judge a Work Cup or an International Equitation Show from outside the organizing country whose name is not registered with the Technical Department of the Federation and/or Association of their home country.

Article 46.

Those persons who have fulfilled the ethical, knowledge and general cultural requirements established by the Rules and their prevailing regulations on the judging of this type of competition, will be able to judge Equitation World Cups or Equitation International horse shows.

Paragraph. A judge must be an active and current member in order to participate. That is, he or she must not have resigned his or her membership, in writing, from the Federation and/or Association of their country, and there must not be any disciplinary actions imposed against him or her by these Federations and/or Associations which would nullify the exercise of his or her duties.

Article 47.

The Youth Equitation Judge identification card is proof of the status and ability of a person in the exercise of his or her duty to judge the corresponding competitions. To act as a primary judge in the World Cup or International Championships held by Confepaso and its Federations and/or Associations, the certified judge must be a registered with the Technical Department of the Confederation.

This membership is a requirement before a judge's ID card, duly signed by the president, will be issued to him or her. It is the only credential needed to judge in the horse shows. Point scores obtained in World Cups or Youth International horse shows decided by judges who do not fulfill this requirement will not be valid for youth riders registered to compete in the international circuit.

Paragraph 1: Periodic verification of the judges' technical knowledge and continuous education clinics: Just as in other activities, it is absolutely necessary that the Confepaso Technical Department do a periodic knowledge checks on the judges as often as appropriate for the type of activity. Confepaso will provide written and practical tests of the Rules and any rule changes to the certified judges in order to judge Equitation Youth shows and their respective categories.

This procedure will be cause for a specific ruling to periodically verify the quality of the judges, with the resulting cancellation of their judging card in the Federation and/or Association Technical Department if they do not prove to be working for the improvement of the sport of Equitation or maintaining the technical levels of efficiency.

Paragraph 2: The judges' card can be revoked for a judge's bad behavior or by a resolution issued by the Confederation, Federation and/or Association Board of Directors by the same procedure by which it had been granted, before satisfying related official procedures.

Article 48.

Appointment of Judges:

To judge a World Cup or International Horse Show, the judges will be named in accordance with prevailing CONFEPASO rules and regulations. They will be chosen from official lists of active and current Confederate Federation and/or Association Judges.

A judge may not officiate if:

1. Judge is a relative up to the 4th degree of consanguinity, or 2nd degree of affinity or close friend of a participant and/or the family.
2. If the participant has been a riding student of the judge during the 6 months prior to the Youth Equitation Show.

Paragraph: In case a judge is not able to officiate due to the rules above, an alternate judge will be appointed.

Article 49.

Judges Dress Code:

- White straw hat with a black or white band
- Shirt with a tie
- Dark-colored suit
- Dark-colored leather boots or shoes

Note: The use of jeans is prohibited.

CHAPTER XI AWARDS

Article 50.

The placements and recognitions to be awarded for the different classifications and positions are as follows:

PLACEMENT	RIBBON
1. Champion	Tricolor Ribbon
2. First Place	Blue Ribbon
3. Second Place	Red Ribbon
4. Third Place	Yellow Ribbon
5. Fourth Place	Pink Ribbon
6. Fifth Place	White Ribbon
7. Honorable Mention	For all Riders

Article 51.

Based on the points scored, the Youth Championship Horse Show Board of Directors will also grant an award to the affiliated country in Confepaso that obtains the most points overall.

Article 52.

The following table presents the number of points that will be assigned to determine the total score of the Youth Equitation World Cup Championship, International Championships and National Championships:

MEDAL	TITLE	POINTS
Gold Medal	Champion	5 Points
Silver Medal	First Place	3 Points
Bronze Medal	Second Place	1 Point

CHAPTER XII DISCIPLINARY ACTIONS

Article 53. Competency to impose sanctions

The International Confederation of Paso Horse Breeders (CONFEPASO) is the organization with the power to impose disciplinary sanctions on any person or lawful entity that participates in any horse show or social event organized, endorsed or sanctioned by CONFEPASO.

Because CONFEPASO is the supreme authority in all horse shows and social events, it has the legal and moral obligation on behalf of all breeders, exhibitors, riders, trainers, grooms and Paso Horse fans from around the world, to see that its regulations and statutes are fully complied with and therefore it must also watch over in all shows and social events that the Judges and technical and non technical personnel are treated with respect and security.

For purposes of disciplinary sanctions and procedures, the Show Rules for World Expositions and Organization in force the day of the show, as stipulated in Chapter XI: Disciplinary Sanctions, pages 160-176 will be utilized, with the exception that the suspensions will include the owner of the horse, the horse, the rider, instructor/ coach, parents, agent and grooms as it may apply. All sanctioned individuals will receive a certified letter or personally handed to them of the sanction found and/or allowing a hearing on or before fifteen working days. The sanctioned person may request that the sanction be reduced or dismissed. Only the Board of Directors has the authority to make that decision. When the violation occurs, there has to be a complaint signed by the complainant and a witness that will be handed to the Technical Director or to the Secretary of CONFEPASO, and then it will be followed by what is stipulated in the Rules.

Exhibits



General Characteristics of the Horse

Every rider, besides knowing how to ride, should have some basic knowledge of the horse.

In this section we present some of the horse's characteristics which should be kept in mind for the theory test that the judges will give to horse show participants beginning at the Junior level.

1. DESCRIPTION OF THE HORSE

Scientific Name	:	Equus Caballus
Family	:	Equidos
Order	:	Peridáctilos
Class	:	Mamífero
Type	:	Vertebrados

An herbivore with an excellent memory, the horse has a very sensitive sense of hearing and of smell. Its cry, a whinny, expresses pleasure, anger, desire, fear and pain.

Its body is composed of a skeleton, joints, and muscles which are divided into the head, the neck, the trunk or barrel of the horse, and the legs.

THE HEAD

The head should be proportional to the body, preferably small.

THE NECK

The neck is formed by seven (7) vertebrae located between the head and the trunk. It is used for balance, since the horse's weight, shape and movement directly affect the balance of the horse.

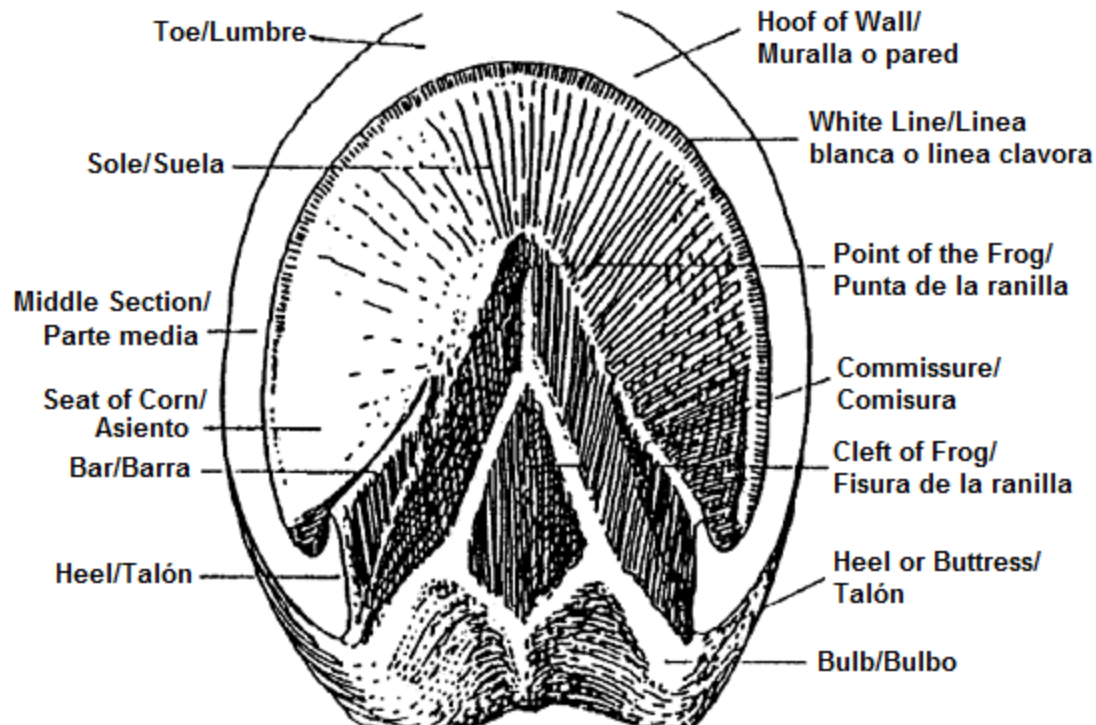
THE TRUNK

The horse's anatomical base is formed by eighteen (18) dorsal vertebrae, six (6) lumbar vertebrae, and between approximately eighteen (18) and twenty one (21) coccyges bones, eighteen (18) pairs of ribs and the sternum or breastbone, with their respective muscles and organs.

THE LEGS

These are the horse's basic agents of impulsion and they include the front legs and the hind legs.

PARTS OF THE HOOF



HEIGHT OF THE HORSE

The horse's height is measured from the ground to the withers, which is the highest point along the horse's spinal column. The measurement is taken with a special measuring stick consisting of a bar set perpendicular to a graded stick which then moves up and down the ruler. To determine the horse's height with this instrument, the ruler must be set flat on the ground. (Refer to the diagram.)



MINIMUM HEIGHTS:

The following height standards have been established for participation in CONFEPASO horse shows:

A. For Colombian TROTE and GALOPE REUNIDO and Colombian TROCHA and GALOPE horses:

HORSES AGE	MALES	FAMALES
From 18 to 24 months old	1.31 meters	1.30 meters
From 24 to 30 months old	1.34 meters	1.32 meters
From 30 to 36 months old	1.35 meters	1.34 meters
From 36 to 48 months old	1.37 meters	1.36 meters
From 48 to 60 months	1.38 meters	1.37 meters
Older than 60 months	1.40 meters	1.38 meters

B. For Colombian TROCHA PURA and PASO FINO horses:

HORSES AGE	MALES	FEMALES
From 18 to 24 months old	1.29 meters	1.28 meters
From 24 to 30 months old	1.32 meters	1.31 meters
From 30 to 36 months old	1.34 meters	1.32 meters
From 36 to 48 months old	1.35 meters	1.33 meters
From 48 to 60 months	1.36 meters	1.34 meters
Older than 60 months	1.38 meters	1.36 meters

PHENOTYPE

It is the sum total of common hereditary characteristics that determines a species. In the case of the horse, these characteristics consist of the head, neck, chest, belly, croup, tail, proportions, height and color.

The weight, dimensions and size of the different parts of the body must be closely proportionate to give grace and beauty to the whole and order to their functions, so to achieve the ideal phenotype.

2. HORSES' AGE

Equine chronometry is the study of horses' ages. ("Cronos" means time and "metry" means measurement.) We base our knowledge of a horse's age on the signs found in certain parts of the body, mostly the teeth, so that we can figure out the time passed since its birth until the time of its examination. Why is it so important to know the exact age of our horse?

- a) To establish the comparative parameters of the relationship between size and age in the different stages of development for each horse.
- b) To be able to assign tasks appropriate to the age of each horse.
- c) To measure the horse's level of obedience according to its age.
- d) To correctly handle the topic of hygiene and health, since this will vary according to age.
- e) To handle the matter of reproduction.

The teeth are the only body parts whose gradual development and anatomical changes will determine almost exact dates for the horse's age, judging from the wear caused throughout the years.

To begin the examination of changes produced in the teeth by which we may judge the horse's age, we must know how many teeth horses have and how they are placed along the jawbone.

The horse has six (6) incisors, two (2) canines, six (6) baby or temporary molars and six (6) permanent molars on each jawbone, totaling 40 teeth in all.

Since mares do not have canines or tushes, they only have 36 teeth total. (There are exceptions to this rule.)

Depending on their position, the incisors have different names: the incisors in the front part of the jawbone are called first teeth or nippers; the next pair is called second or intermediate teeth; the following pair is called corners.

Before describing the formulas we must follow to determine the age of the horse, we will define a list of terms of great importance to our study:

Plane Surface: This is the chewing surface that comes into contact with one or more teeth from the opposite jawbone.

Wear: The crown of the tooth on the plane surface has a hollow cavity called a dental cup which has a front and back border; the grinding down of these borders is what we call wear.

Bite: This is when each tooth makes contact with the corresponding tooth on the opposite jawbone.

Swelling: We will use the term swelling to describe the state of the gums when the permanent teeth begin to exert pressure on the milk teeth to eventually replace them.

The first set of incisors is called milk teeth and the second set is permanent teeth. One can tell the difference between them because the milk teeth show small grooves in front and they seem to be separated from the root by a depression called a neck joining the root to the crown. The permanent teeth do not have these characteristics.

When the foal is born it has no teeth; the first four (4) teeth or nippers usually erupt between six (6) and twelve (12) days, although they may not appear until thirty (30) days later.

- Between 30 and 40 days the second teeth appear.
- Between the 3rd and 10th month the third and final set of temporary teeth appear.
- In the 10th month the nippers show wear.
- At 12 months the second incisors show wear.
- At 18 months the last incisors show signs of wear and the first permanent molars are cut.
- At 24 months the second set of permanent molars erupts.
- At 27 months the nippers begin to swell.
- At 30 months the nippers begin to shed.
- At 36 months the nippers are replaced by permanent incisors and the second set begins to swell.
- At 42 months the second set shed.
- At 48 months the second set are replaced by permanent teeth and
- at 52 months the last set swell and the canines are cut in male horses.
- At 54 months the last set are shed.
- At 60 months the last set are replaced.

NOTE: up until this time the horse is considered to be a colt or a filly.

- At 72 months the permanent nippers show wear.
- At 7 years the second set of incisors show wear and the last upper set show a notch called a dovetail.
- At 8 years the last set are worn down.
- At 8 years the last lower set show signs of wear.
- At 9 years the upper nippers show wear.
- At 10 years the second upper set show wear.
- At 11 years the last upper set show wear.

It is very important to point out that the plane surface of the tooth is elliptical until age 4, rounded until age 9, triangular up to about 13 years of age and biangular at 18 years and above.

In a young horse the closed jaw forms a semi-circle; as the horse gets older, this semi-circle takes on a progressively sharper angle over the years as the horse ages.

Characteristics of the Older Horse: When a horse grows old the head comes to look sad and bent down, the flesh loses its elasticity, the bones jut out more, the hollows under the eyes become deeper, the lips get more wrinkled and sometimes the color of the skin even changes.

Defects in the Horse's Teeth: The rules to determine the horse's age have some exceptions: the dental surface is worn more rapidly in some horses than in others due to climate or feeding. A horse can have an underbite or an overbite.

Underbite: The lower row of teeth juts out farther than the upper row.

Overbite: The upper row of teeth juts out farther than the lower row.

3. DESCRIPTION OF THE PASO HORSE

The horse that arrived in the New World in the 15th century is basically the prototype for the Paso Horse; not only are Pasos distinguishable by their characteristic way of walking, they all belong to the same phenotype. The Paso Horse is characterized by the symmetry of its parts. It is well-shaped, elegant and well-proportioned.

Head: The head should be in good proportion to the rest of the body, with a wide forehead, and a strong, well-defined jaw line. The eyes are large, dark and widely-spaced, expressive and attentive, and they do not show any white around the edges. The profile should be straight, and the ears should be small, narrow, well-placed, alert, wide at the base and curved inward at the tip. The lips should be firm, of even length, and the nostrils should be large and dilatable.

Neck: The neck should be medium in length, muscular but flexible, arched in its upper portion and straight in its lower portion, full, robust, and it should join the body neatly. The mane is abundant, with straight or wavy hair of a fine, silken texture.

Body: In its front section, the horse should have high, long and muscular withers. The withers should be at the same height from the ground as the croup. The chest should be long, deep, wide and muscular, with moderately long, wide, graceful and muscular shoulders. In the midsection, the back should be short, solid, wide and straight. The top line should be proportionally shorter than the underline. Along the top, the croup should be straight, wide and strong. The rump should be full, round and muscular, sloping slightly from the horizontal line, and with strong hocks. The tail should be set moderately high, with luxuriant, long, fine, abundant hair. It should be elevated and horizontal forming an arch when the horse is in motion.

Legs: The legs should be long, moderately muscled, and perfectly plumb. The knees should be ample, straight, free-moving, covered by a fine skin and free of any injury. The hocks should be straight, although a small amount of proximity between them is acceptable. The cannon should be moderately short, fine, clean, and with strong, well-defined tendons. The fetlocks should be round, ample and perfectly aligned. The pasterns should slope backward at approximately 45 degrees and the hooves should be proportionate to the body, smooth and solid.

Proportions: The Paso horse bloodline is characterized by the horse's proportions. The height of the withers measured from the ground should be equal to the height of the croup. The distance from the fetlock to the bottom of the horse's barrel should be equal to the distance from the lower part of the barrel to the withers. The distance from the point of the shoulder to the withers should be equal to the distance from the withers to the point of the hip and then to the farther point of the rump.

Colors: Every equine color is acceptable with the exception of the following disqualifying patterns:

Leg Markings: When the color marking of the horse's limb exceeds the perimeter of the transversal plane where the arm or the hock meets the lower leg, it cannot compete. This can be double-checked at the fold where leg joint bends.

Broken Color: When the front or hind limbs have a dapple or non-solid pattern, the color must not touch the joint at the forearm or hock, or just as in the ruling in the preceding paragraph, the horse cannot compete. It is generally understood that the color on the legs begins at the coronet band.

Color on the Body: With the exception of the head area, if there are white markings on the body over a rosy-colored background, the horse will be barred from competition.

Markings on the Face: When the markings on the face touch the edge of either eyelid, the horse cannot compete.

White Markings on Both Nostrils and Both Lips: When the white color on the face touches in any way or goes beyond the edge of both nostrils and both lips, it is prohibited from competing.

4. THE GAITS OF THE PASO HORSE:

THE PASO FINO:

This is the movement characteristic of the Paso Horse such as the Paso Fino. The displacement of the horse's movements is made by lateral forward motions. The sequence of the hoof beats in the transition between lateral leg pairs or bipeds is successive and alternating, marking two beats with each pair to complete four stages. That is, the hind foot of one side is followed by the front foot of the same side, and then the hind foot of the opposite side is followed by the front foot of this same side. In this process, the horse has 8 supporting movements, typified by a triple hind support, a double diagonal support, a triple front support, a double lateral support, and then, in a mirror image of what preceded, a triple hind support, a double diagonal support, a triple front support, and a double lateral support.

During this sequence, the pause between the strikes of the lateral and diagonal are equidistant. It is this equal cadence that is the basic characteristic of the Paso Fino gait and that which distinguishes it from other gaits. Musical to the ear, it translates into rapid and equally spaced movements in a 1-2-3-4 cadence. When the horse is at its top performance, it seems unified and rhythmical, moving its legs smoothly and elastically as the feet meet the ground, projecting itself at an evenly-paced cadence and speed, absorbing the motion in the back and the hind quarters, exhibiting the least amount of lateral and vertical movement possible and in a constant line without any up-and-down movement, making a comfortable ride for the equestrian and making both, horse and rider, seem as one melded entity controlled by the reins and the bit.

THE COLOMBIAN TROCHA PURA

This is the typical gait of some horses, measured in a rhythmical and harmonious tempo but in four uneven beats, identified by the sound produced by the four beats when the sequence of the cycle is performed. Its sound follows a 1-1-1-1 rhythm.

THE COLOMBIAN GALOPE

This is a movement of forward diagonal propulsion in three beats: the first stage begins with the striking of one hind leg; the second stage is taken by the opposite hind leg and the foreleg diagonal to it; then the third stage is completed when the last foreleg hits the ground. This canter gait sounds like a 1-2-3 beat.

In the three-beat canter, the switch from trot to Galope or from the Trocha gait to the Galope should be a very smooth transition for the rider despite the obvious variation in the two gaits.

At a run, the horse is carried by impulsion from the hind end or train, and the run is produced by a four-beat movement.

THE COLOMBIAN TROTE

This is a movement described by successive and alternating diagonally-paired leg positions or bipeds executed in two beats, which produces a striking sound when making contact with the ground. This sounds like a 1-2-1-2 beat. support, and a double lateral support.

5. BASIC DEFINITIONS RELATED TO THE PASO HORSE MOVEMENTS

Gait: Any of the manners in which a horse moves.

Two Gaited: Any horse combining two characteristic gaits (Trote and Galope, and Trocha and Galope).

Single Gaited: Any type of horse known for having one gait (Paso Fino and Colombian Trocha)

Beats: The generic name given to the strike of a hoof hitting the ground when the legs are in motion.

Harmony: A pleasant combination of sound and movement pleasing to the ear and to the eye.

Bipeds: The combination of two limbs associated by their placement in relation to an imaginary axis that divides the horse into two lateral sections. These are different from "trains" because the bipeds are formed by a foreleg and a hind leg.

Diagonal Bipeds: These consist of a foreleg and hind leg from different sectors along the longitudinal axis (opposite sides).

Cadence: speed of the rhythm represented by the number of beats per unit of time.

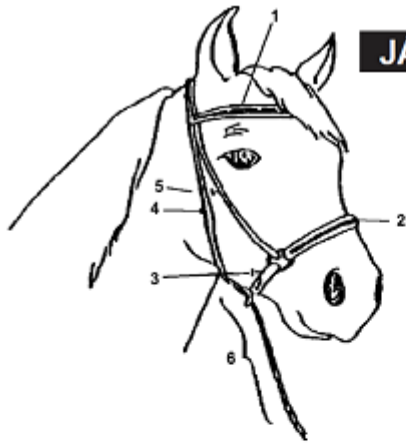
Lateral: These are the two limbs that compose the biped, found in the same lateral sector defined by the previously mentioned longitudinal axis.

Limb: A term denoting any extremity of the horse; each of the horse's legs.

Rhythm: The periodic and harmonious occurrence of consecutive sounds produced by the horse's limbs in motion; the timing between one movement and another.

- Stage:** Stage refers to each of the instances or basic sequences achieved when observing the horse's limbs in motion.
- a) **Impulsion.** The movement when the limbs execute the action of impetus and begin to move.
 - b) **Elevation.** As its name indicates, this refers to the movement beginning from the raising of the hoof from the ground up to the highest point the limb can reach.
 - c) **Displacement.** This is the limb's forward motion on a horizontal plane.
 - d) **Support.** This is the contact the hoof makes when it reaches the ground.
- Train:** The combination of two limbs defined by their placement along the spine of the horse in relation to an imaginary transversal axis.
- Front Train:** The combination of two limbs placed in relation to the axis that cuts across the horse's spine in the front (both forelegs).
- Rear Train:** The combination of limbs that, in relation to the axis that cuts across the horse's spine, are found in the rear sector of the front cross-section (both rear legs).

6. PARTS OF THE TACK

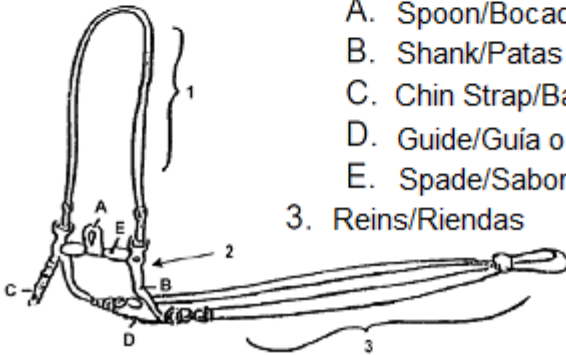


JÁQUIMA

1. Browban/Frentera
2. Bosal/Bozal
3. Chin Strap/Barbada de la jáquima
4. Throat Latch/Ahogador
5. Headpiece/Cabezada de la jáquima
6. Leadline/Pisador

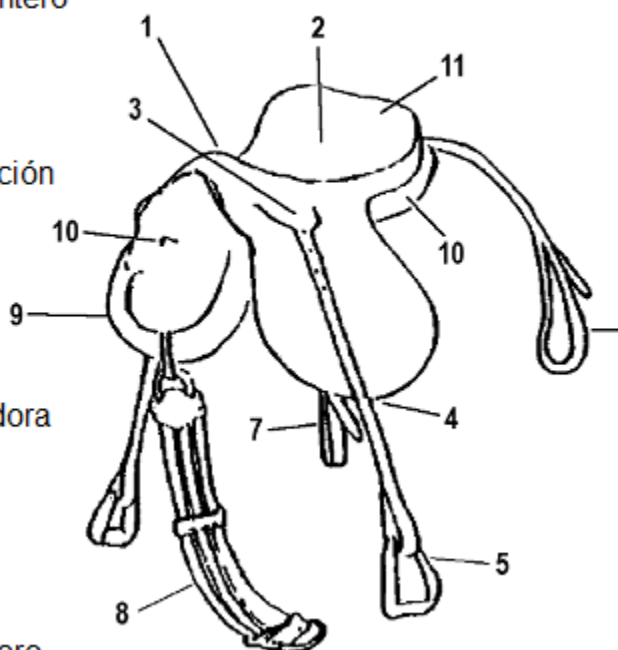
FRENO / BRIDLE

1. Headstall/Cabezada del freno
2. Bit/Freno
 - A. Spoon/Bocado
 - B. Shank/Patas
 - C. Chin Strap/Barbada del freno
 - D. Guide/Guía o puente
 - E. Spade/Saboreadores
3. Reins/Riendas



MONTURA / SADDLE

1. Pommel / Cruz o Borrén delantero
2. Seat / Asiento
3. Skirt / Aletín
4. Stirrup Leather / Arción o Acción
5. Stirrup / Estribo
6. Crupper / Gurupera, grupera o baticola
7. Cinch Strap / Correa apretadora
8. Cinch / Cincha
9. Flap / Aleta, aletón o faldón
10. Pad / Bastos
11. Cantle / Borrén o borde trasero



CERTIFICATION

The undersigned certify that the content of this Rulebook compiles the decisions, agreements and interpretations made during the CONFEPASO Delegates Assembly during meeting held in the Dominican Republic on January 27, 2012 and distributed during the delegates meeting in Miami, FL on March 24, 2012.



Sr. Emilio Barbosa Vélez
President - CONFEPASO



Sr. Willman E. Rodríguez Méndez
Secretary - CONFEPASO

ACKNOWLEDGEMENT

The drawings of diagrams presented herein were professionally completed by La Revista del Paso Fino.